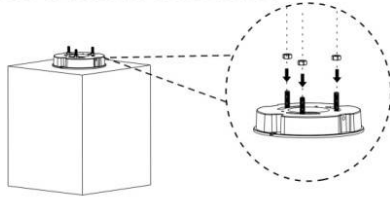


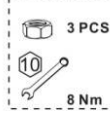


Instruction Manual

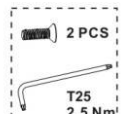
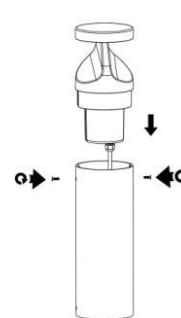
⑤



The direction of light should be on both side of notch. Please install bollard head properly.



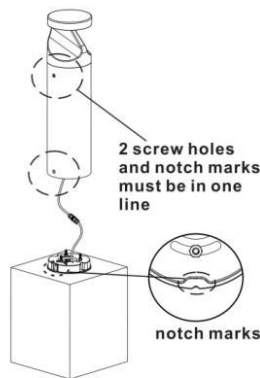
⑥



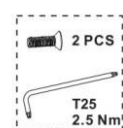
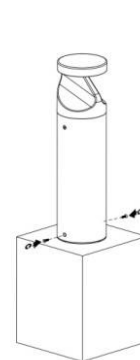
⑦



⑧

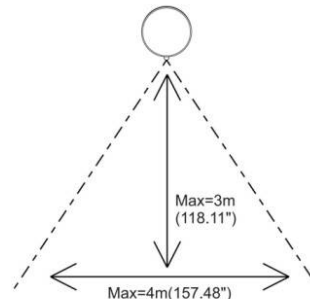
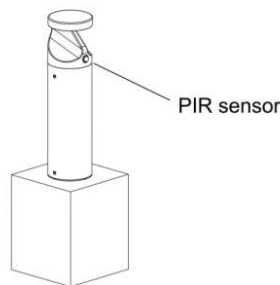


⑨



PIR sensor detection coverage

The light keeps 100% when presence is detected for 3 minute hold time, then turn off if no presence detected.



| Product Specifications | | 15W | | 25W | |
|------------------------|--------------|--|--------------------------------|-------------------------------|--------------------------------|
| Input Voltage | | 100-277 Vac/120-277 Vac/100-240 Vac/220-240 Vac (Subject to the input voltage on nameplate) | | | |
| Power Frequency | | 50 / 60 Hz | | | |
| Outlook Dimensions | | Ø135×500mm (Ø5.31"×19.69") | Ø135×1000mm (Ø5.31"×39.37") | Ø135×500mm (Ø5.31"×19.69") | Ø135×1000mm (Ø5.31"×39.37") |
| Net Weight | | 3.8±0.3kg (8.38±0.66Lbs) | 5.4±0.3kg (11.9±0.66Lbs) | 3.8±0.3kg (8.38±0.66Lbs) | 5.4±0.3kg (11.9±0.66Lbs) |
| Working Temperature | Conventional | -20°C to + 45°C (-4°F to +113°F) | | | |
| | With PIR | -20°C to + 40°C (-4°F to +104°F) | | | |
| | DALI | -30°C to + 50°C (-22°F to +122°F) | | | |
| Storing Temperature | | -40°C to + 70°C (-40°F to +158°F) | | | |

Dimmable

| | | | | | | | | | | | | |
|--|-------------|--------------|----|-------------|----|-------------|----|-------------|----|-------------|----|--------|
| | DIM+/DA1 | purple | or | purple | or | blue | or | brown | or | black | or | red |
| | DIM-/DA2 | gray | or | pink | or | white | or | blue | or | gray | or | orange |
| | DIM+/DA1 | purple | or | purple | or | purple | or | purple | or | purple | or | purple |
| | DIM-/DA2 | gray | or | pink | or | gray | or | pink | or | pink | or | pink |
| | Aux 12Vdc + | pink | or | black/white | or | black/white | or | black/white | or | black/white | or | red |
| | Aux 12Vdc + | pink | or | black/white | or | black/white | or | black/white | or | black/white | or | red |
| | Aux 12Vdc - | black/white | or | blue/white | or | orange | or | orange | or | orange | or | orange |
| | Aux 12Vdc - | black/white | or | blue/white | or | orange | or | orange | or | orange | or | orange |
| | L | brown | or | black | or | black | or | black | or | black | or | black |
| | N | blue | or | white | or | white | or | white | or | white | or | white |
| | ⓪ GND | yellow/green | or | green | or | green | or | green | or | green | or | green |
| | ⓪ GND | yellow/green | or | green | or | green | or | green | or | green | or | green |



Warning! do not wire dim cord to high voltage, or dim function will fail.

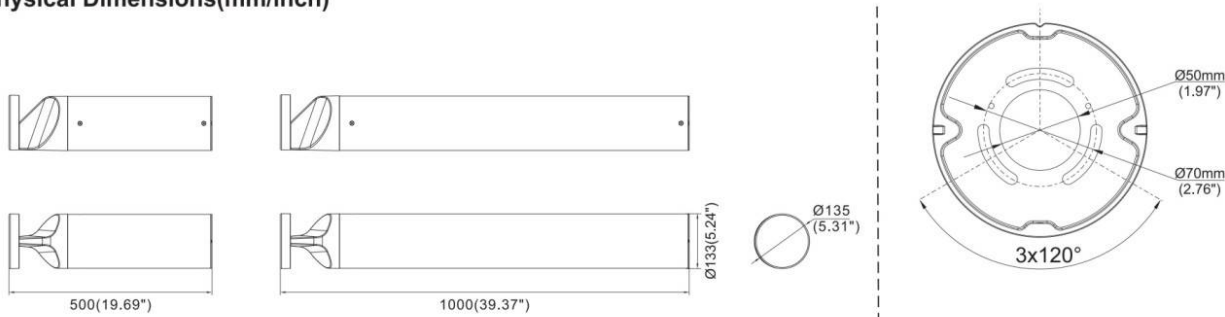
- For type Y attachments: if the external flexible cable or cord of this luminaire is damaged, it shall be exclusively replaced by the manufacturer or his service agent or a similar qualified person in order to avoid a hazard.
- The light source contained in this luminaire shall only be replaced by the manufacturer or his service agent or a similar qualified person.

Installation Instructions

| Packing List | | |
|---|---------------------|------|
|  | Base plate template | 1PC |
|  | Screw fixing plate | 1PC |
|  | Screw M5*16 | 4PCS |
|  | Screw M6 | 3PCS |
|  | Nut M6 | 3PCS |



Physical Dimensions(mm/inch)



Installation

